

## Histo Cup - Pannoniaring 2024

Histo Cup

Sorted on Laps

Anhang K / STW / PCC

www.pannonia-ring.com 4,740 km

RESULT Rennen 1

2024. 07. 13. 14:30

Race (20:00 Time) started at 15:20:52

Pos	No.	Name	Nat	Model	Type	ccm	Baujare	Laps	Total Tm	Diff	Best Tm	other
1	50	David BECVAR	CZE	Ford	Sierra RS500 C	1994	1989	9	22:55.430		2:07.431	bis 4000ccm
2	686	Sascha MITIC	GER	Porsche	964 RSR	3800	1990	9	22:56.240	0.810	2:07.421	PCC-Y Über 3
3	129	Florian STAHL	GER	BMW	E30	2930	1989	9	22:57.538	2.108	2:09.293	bis 3000ccm
4	193	Bernhard SCHMIDBAUER	GER	Opel	Kadett GT/E C	2480	1978	9	22:57.803	2.373	2:09.561	bis 3000ccm
5	28	Michael MÄRZ	AUT	BMW	2002 tii	1998	1973	9	22:58.722	3.292	2:15.158	bis 2000ccm
6	131	Michael BALTES	GER	Fiat	131 Abarth Gr	1991	1978	9	22:59.261	3.831	2:17.418	bis 2000ccm
7	278	Christoph SCHMITZBERGER	AUT	BMW	E 30	2700	1987	9	22:59.389	3.959	2:15.568	bis 3000ccm
8	170	Tobias ZITZ	AUT	BMW	325 Challenge	2500	1989	9	22:59.770	4.340	2:19.446	bis 3000ccm
9	166	Klaus HOLZINGER	AUT	Alfa Rome	Alfasud Sprint	1600	1978	9	23:00.339	4.909	2:20.601	bis 1600ccm
10	612	Sven POTT	GER	Porsche	944 S2	3000	1989	9	23:01.050	5.620	2:21.169	PCC bis 3000
11	343	Wolfgang SCHACHINGER	AUT	Ford	Sierra Coswrth	1993	1986	9	23:05.008	9.578	2:14.996	bis 3000ccm
12	143	Achim DEBOESER	GER	Corvette	C3 Stingray	7000	1969	9	23:05.125	9.695	2:23.926	Über 5000ccr
13	51	Jaroslav JEJKA	CZE	Jaguar	XJS	5996	1977	9	23:27.723	32.293	2:13.833	Über 5000ccr
14	159	Martin LEODLTER	AUT	Toyota	MR2 AW11	1576	1986	9	23:33.523	38.093	2:21.671	bis 1600ccm
15	100	Peter PÖSCHL	AUT	Ford	Escort MkII RS	2000	1978	9	23:34.080	38.650	2:26.189	bis 2000ccm
16	137	Stefan LANGTHALER	AUT	VW Golf	GTI 16V	1990	1990	9	23:34.081	38.651	2:26.373	bis 2000ccm
17	695	Stephan ROTT	GER	Porsche	924	1960	1978	9	23:34.910	39.480	2:26.558	PCC bis 2500
18	20	Helmut NEUHAUSER	AUT	VW	Golf 1 GTI	1598	1980	9	23:47.308	51.878	2:27.788	bis 1600ccm
19	645	Toni ZISSER	AUT	Porsche	944 Turbo	2500	1986	8	19:31.897	1 Lap	2:12.845	PCC Über 300
20	12	Gerhard JÖRG	AUT	Chevrolet	Corvette C3	6000	1974	8	19:38.288	1 Lap	2:14.396	Über 5000ccr

Not classified (75% = 7 Laps)

	33	Elmar EIFERT	GER	BMW	2002	2000	1973	6	14:59.622	3 Laps	2:16.607	bis 2000ccm
DNF	130	Markus REITBAUER	AUT	BMW	E30 3.0	2990	1986	5	11:57.365	DNF	2:09.710	bis 3000ccm
DNF	145	Christoph SCHMALZL	AUT	Mercedes	190 Evo 1	2996	1986	2	4:31.639	DNF	2:11.892	bis 3000ccm
DNF	111	Michael STEFFNY	AUT	BMW	320 Gruppe 5	3600	1977	1	2:18.371	DNF	2:15.138	bis 4000ccm
DNF	183	Franz-Josef STOPPER	AUT	BMW	E30	2979	1988	1	3:21.836	DNF	3:17.780	bis 3000ccm
DNF	682	Gerhard BRUCKMUELLER	AUT	Porsche	924	2000	1977		8:25.234	DNF		PCC bis 2500
NS	81	Nikolas SCHUCH	AUT	OPEL	MANTA A	2000	1971			DNS		bis 2000ccm
NS	0	Roland HOLZNER	AUT	Tork BRS	Sportprototyp	4000	2008			DNS		bis 4000ccm
NS	3	Wolfgang SCHACHINGER	AUT	Corvette	C3-Le Mans	4735	1968			DNS		bis 5000ccm
NS	142	Wolfgang TERSCHL	AUT	Prospert	LM3000	3999	1990			DNS		Sportwagen
NS	213	Michael HAIDVOGL	AUT	BMW	325i Challenge	2500	1989			DNS		bis 3000ccm

### Race Control Report


#682 - Incorrect start position - Penalty +30 sec.

#51, #159 - Overtaking under YELLOW flag - Penalty +30 sec.

Margin of Victory	Avg. Speed	Best Lap Tm	Best Speed	Best Lap by
0.810	111,657	2:07,421	133,918	686 - Sascha MITIC

Chief of Timing & Scoring

Orbits



## Histo Cup - Pannoniaring 2024

Histo Cup

Sorted on Laps


Anhang K / STW / PCC

www.pannonia-ring.com 4,740 km

RESULT Rennen 1

2024. 07. 13. 14:30

Race (20:00 Time) started at 15:20:52



Pos	No.	Name	Nat	Model	Type	ccm	Baujare	Laps	Total Tm	Diff	Best Tm	other
K-3												
1	20	Helmut NEUHAUSER	AUT	VW	Golf 1 GTI	1598	1980	9	23:47.308		2:27.788	bis 1600ccm
K-4												
1	28	Michael MÄRZ	AUT	BMW	2002 tii	1998	1973	9	22:58.722		2:15.158	bis 2000ccm
2	131	Michael BALTES	GER	Fiat	131 Abarth Gr	1991	1978	9	22:59.261	0.539	2:17.418	bis 2000ccm
Not classified (75% = 7 Laps)												
	33	Elmar EIFERT	GER	BMW	2002	2000	1973	6	14:59.622	3 Laps	2:16.607	bis 2000ccm
DNS	81	Nikolas SCHUCH	AUT	OPEL	MANTA A	2000	1971			DNS		bis 2000ccm
Not classified (75% = 7 Laps)												
DNS	213	Michael HAIDVOGL	AUT	BMW	325i Challenge	2500	1989			DNS		bis 3000ccm
K-6												
1	50	David BECVAR	CZE	Ford	Sierra RS500 C	1994	1989	9	22:55.430		2:07.431	bis 4000ccm
Not classified (75% = 7 Laps)												
DNS	3	Wolfgang SCHACHINGER	AUT	Corvette	C3-Le Mans	4735	1968			DNS		bis 5000ccm
K-8												
1	51	Jaroslav REJKA	CZE	Jaguar	XJS	5996	1977	9	23:27.723		2:13.833	Über 5000ccr
2	12	Gerhard JÖRG	AUT	Chevrolet	Corvette C3	6000	1974	8	19:38.288	1 Lap	2:14.396	Über 5000ccr
PCC-1												
1	695	Stephan ROTT	GER	Porsche	924	1960	1978	9	23:34.910		2:26.558	PCC bis 2500
Not classified (75% = 7 Laps)												
DNF	682	Gerhard BRUCKMUELLER	AUT	Porsche	924	2000	1977		8:25.234	DNF		PCC bis 2500
PCC-2												
1	612	Sven POTT	GER	Porsche	944 S2	3000	1989	9	23:01.050		2:21.169	PCC bis 3000
PCC-3												
1	645	Toni ZISSER	AUT	Porsche	944 Turbo	2500	1986	8	19:31.897		2:12.845	PCC Über 3000
PCC-Y2												
1	686	Sascha MITIC	GER	Porsche	964 RSR	3800	1990	9	22:56.240		2:07.421	PCC-Y Über 3000

### Race Control Report

#682 - Incorrect start position - Penalty +30 sec.  
 #51, #159 - Overtaking under YELLOW flag - Penalty +30 sec.

*[Handwritten signature]*  
 B.50

Margin of Victory	Avg. Speed	Best Lap Tm	Best Speed	Best Lap by
0.810	111,657	2:07.421	133,918	686 - Sascha MITIC

Chief of Timing & Scoring

Orbits

## Histo Cup - Pannoniaring 2024

Histo Cup

Sorted on Laps


Anhang K / STW / PCC

www.pannonia-ring.com 4,740 km

RESULT Rennen 1

2024. 07. 13. 14:30

Race (20:00 Time) started at 15:20:52



Pos	No.	Name	Nat	Model	Type	ccm	Baujare	Laps	Total Tm	Diff	Best Tm	other
<b>STW-1</b>												
1	166	<b>Klaus HOLZINGER</b>	AUT	Alfa Rome	Alfasud Sprint	1600	1978	9	23:00.339		2:20.601	bis 1600ccm
2	159	<b>Martin LEODOLTER</b>	AUT	Toyota	MR2 AW11	1576	1986	9	23:33.523	33.184	2:21.671	bis 1600ccm
<b>STW-2</b>												
1	100	<b>Peter PÖSCHL</b>	AUT	Ford	Escort MkII RS	2000	1978	9	23:34.080		2:26.189	bis 2000ccm
2	137	<b>Stefan LANGTHALER</b>	AUT	VW Golf	GTI 16V	1990	1990	9	23:34.081	0.001	2:26.373	bis 2000ccm
<b>STW-3</b>												
1	129	<b>Florian STAHL</b>	GER	BMW	E30	2930	1989	9	22:57.538		2:09.293	bis 3000ccm
2	193	<b>Bernhard SCHMIDBAUER</b>	GER	Opel	Kadett GT/E C	2480	1978	9	22:57.803	0.265	2:09.561	bis 3000ccm
3	278	<b>Christoph SCHMITZBERGER</b>	AUT	BMW	E 30	2700	1987	9	22:59.389	1.851	2:15.568	bis 3000ccm
4	170	<b>Tobias ZITZ</b>	AUT	BMW	325 Challenge	2500	1989	9	22:59.770	2.232	2:19.446	bis 3000ccm
Not classified (75% = 7 Laps)												
JNF	130	<b>Markus REITBAUER</b>	AUT	BMW	E30 3.0	2990	1986	5	11:57.365	DNF	2:09.710	bis 3000ccm
JNF	145	<b>Christoph SCHMALZL</b>	AUT	Mercedes	190 Evo 1	2996	1986	2	4:31.639	DNF	2:11.892	bis 3000ccm
JNF	183	<b>Franz-Josef STOPPER</b>	AUT	BMW	E30	2979	1988	1	3:21.836	DNF	3:17.780	bis 3000ccm
Not classified (75% = 7 Laps)												
JNF	111	<b>Michael STEFFNY</b>	AUT	BMW	320 Gruppe 5	3600	1977	1	2:18.371	DNF	2:15.138	bis 4000ccm
JNS	0	<b>Roland HOLZNER</b>	AUT	Tork BRS	Sportprototyp	4000	2008			DNS		bis 4000ccm
<b>STW-6</b>												
1	143	<b>Achim DEBOESER</b>	GER	Corvette	C3 Stingray	7000	1969	9	23:05.125		2:23.926	Über 5000ccr
Not classified (75% = 7 Laps)												
JNS	142	<b>Wolfgang TERSCHL</b>	AUT	Prospert	LM3000	3999	1990			DNS		Sportwagen
<b>YT-4</b>												
1	343	<b>Wolfgang SCHACHINGER</b>	AUT	Ford	Sierra Coswrth	1993	1986	9	23:05.008		2:14.996	bis 3000ccm

### Race Control Report

#682 - Incorrect start position - Penalty +30 sec.  
 #51, #159 - Overtaking under YELLOW flag - Penalty +30 sec.

Margin of Victory	Avg. Speed	Best Lap Tm	Best Speed	Best Lap by
0.810	111,657	2:07.421	133,918	686 - Sascha MITIC

Chief of Timing & Scoring

Orbits